

FOR
AMUSEMENT
ONLY

LINE DRIVE BASEBALL

INNING
VOID
IF TILTED

3 OUTS PER INNING
1 INNING PER PLAY

12 RUNS 1 REPLAY

18 RUNS 1 REPLAY

410-1

FOR
AMUSEMENT
ONLY

LINE DRIVE BASEBALL

INNING
VOID
IF TILTED

3 OUTS PER INNING
2 INNINGS PER PLAY

14 RUNS 1 REPLAY

20 RUNS 1 REPLAY

410-2

FOR
AMUSEMENT
ONLY

LINE DRIVE BASEBALL

INNING
VOID
IF TILTED

3 OUTS PER INNING
3 INNINGS PER PLAY

16 RUNS 1 REPLAY

22 RUNS 1 REPLAY

410-3

INSTRUCTIONS

INSERT COIN TO START GAME
INSERT 2nd COIN FOR 2 PLAYERS

BULLS EYE GRAND SLAM 1 REPLAY

410-5

INSTRUCTIONS

INSERT COIN TO START GAME
INSERT 2nd COIN FOR 2 PLAYERS

Bulls Eye Grand Slam 1 Extra Inning

410-6

14 RUNS 1 REPLAY

38 RUNS 1 REPLAY

410-xx

____ RUNS 1 REPLAY

____ RUNS 1 REPLAY

410-xx

14 RUNS 1 EXTRA INNING

38 RUNS 1 EXTRA INNING

410-12

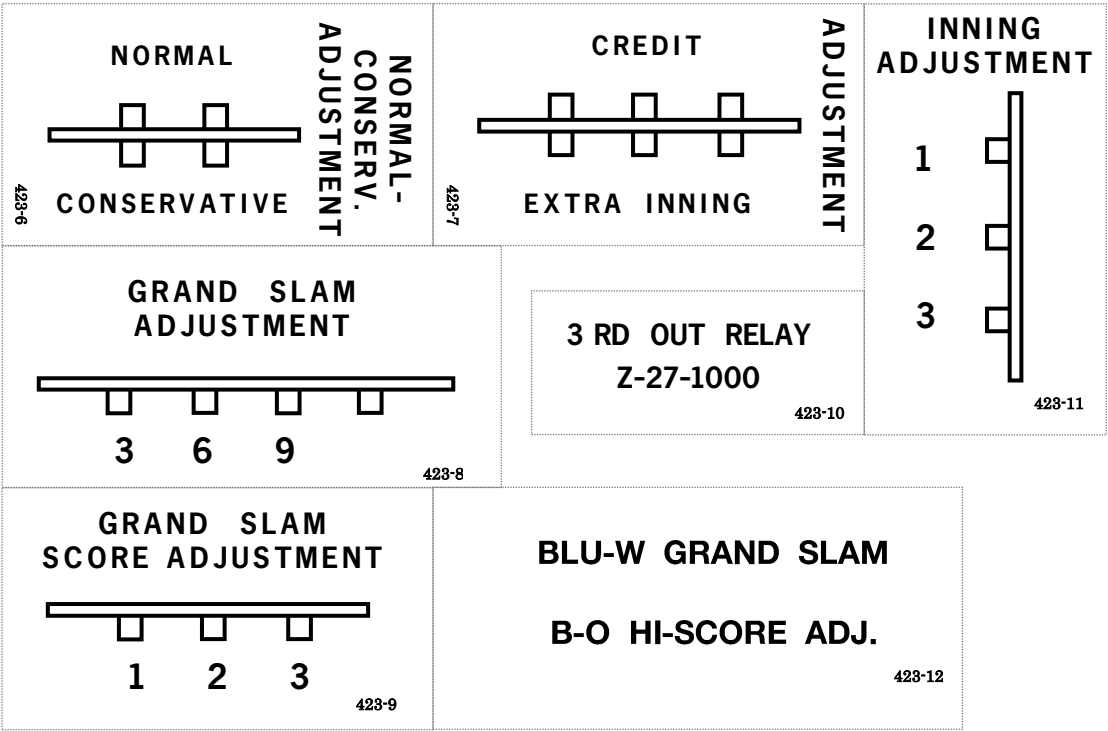
____ RUNS 1 EXTRA INNING

____ RUNS 1 EXTRA INNING

410-xx

3rd GRAND SLAM 1 REPLAY
410-25
3rd GRAND SLAM 2 REPLAYS
410-26
3rd GRAND SLAM 3 REPLAYS
410-27
6th GRAND SLAM 1 REPLAY
410-28
6th GRAND SLAM 2 REPLAYS
410-29
6th GRAND SLAM 3 REPLAYS
410-30
9th GRAND SLAM 1 REPLAY
410-31
9th GRAND SLAM 2 REPLAYS
410-32
9th GRAND SLAM 3 REPLAYS
410-33

3rd Grand Slam 1 Extra Inning
410-34
3rd Grand Slam 2 Extra Innings
410-35
3rd Grand Slam 3 Extra Innings
410-36
6th Grand Slam 1 Extra Inning
410-37
6th Grand Slam 2 Extra Innings
410-38
6th Grand Slam 3 Extra Innings
410-39
9th Grand Slam 1 Extra Inning
410-40
9th Grand Slam 2 Extra Innings
410-41
9th Grand Slam 3 Extra Innings
410-42



**HOME RUN
RELAY
M-30-1400**

**NO. 1
RELAY
M-29-1100**

**NO. 2
RELAY
M-29-1100**

**NO. 3
RELAY
M-29-1100**

Attach to the next
strip at the dotted
line.



**NO. 4
RELAY
M-29-1100**

**GRAND SLAM
RELAY
M-30-1400**
423-1

**OUT
RELAY
M-29-1100**

**LOCK
RELAY
Z-28-1200**

**LOAD
RELAY
Z-28-1150**

**TILT
RELAY
Z-28-1150**

Attach to the next
strip at the dotted
line.



**COIN
RELAY
Z-28-1000**

**START
RELAY
Z-27-1000**

423-2

**SWING
RELAY
Z-28-1150**

**BAT
RELAY
Z-28-1150**

**PITCH
RELAY
Z-28-1150**

**STRIKE
RELAY
M-30-1400**

**BAT BUTTON
RELAY
M-29-1100**
423-3

NOTICE

THIS GAME OPERATES
ON **24 VOLTS**

STD. 8A

25¢
ADJ.

5 ●

4 ●

3 ●

2 ●

STD. 446

**SLAM SWITCH
CONTACTS
NORMALLY CLOSED**
STD. 400

MOTOR-SERVICE JACK
ON ↔ OFF
STD. 99

↑ 1 PLAY
↑ 2 PLAYS
10¢ COIN ADJ.
STD. 79

BAT UNIT
END OF STROKE
SWITCH OPENS
CIRCUIT TO BAT
RELAY.

STD. 428

HI-SCORE ADJUSTMENT

POINT SCORE
ADJUSTMENT

STORAGE
AREA

1 ☐ ☐

2 ☐ ☐

3 ☐ ☐

4 ☐ ☐

5 ☐ ☐

6 ☐ ☐

7 ☐ ☐

8 ☐ ☐

9 ☐ ☐

0 ☐ ☐

PLUG IN RED
WIRE FOR SCORES
11 TO 20

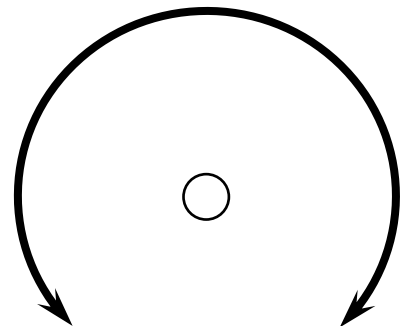
PLUG IN BLUE
WIRE FOR SCORES
21 TO 30

PLUG IN YELLOW
WIRE FOR SCORES
31 TO 40

PLUG IN GREEN
WIRE FOR SCORES
41 TO 50

EXAMPLE :
BLUE WIRE INTO 1 POSITION SCORES AT 21 OR
BLUE WIRE INTO 0 POSITION SCORES AT 30.

400-6



DECREASE

INCREASE

**BAT POWER
CONTROL**

370-12

TO REMOVE PLAYFIELD

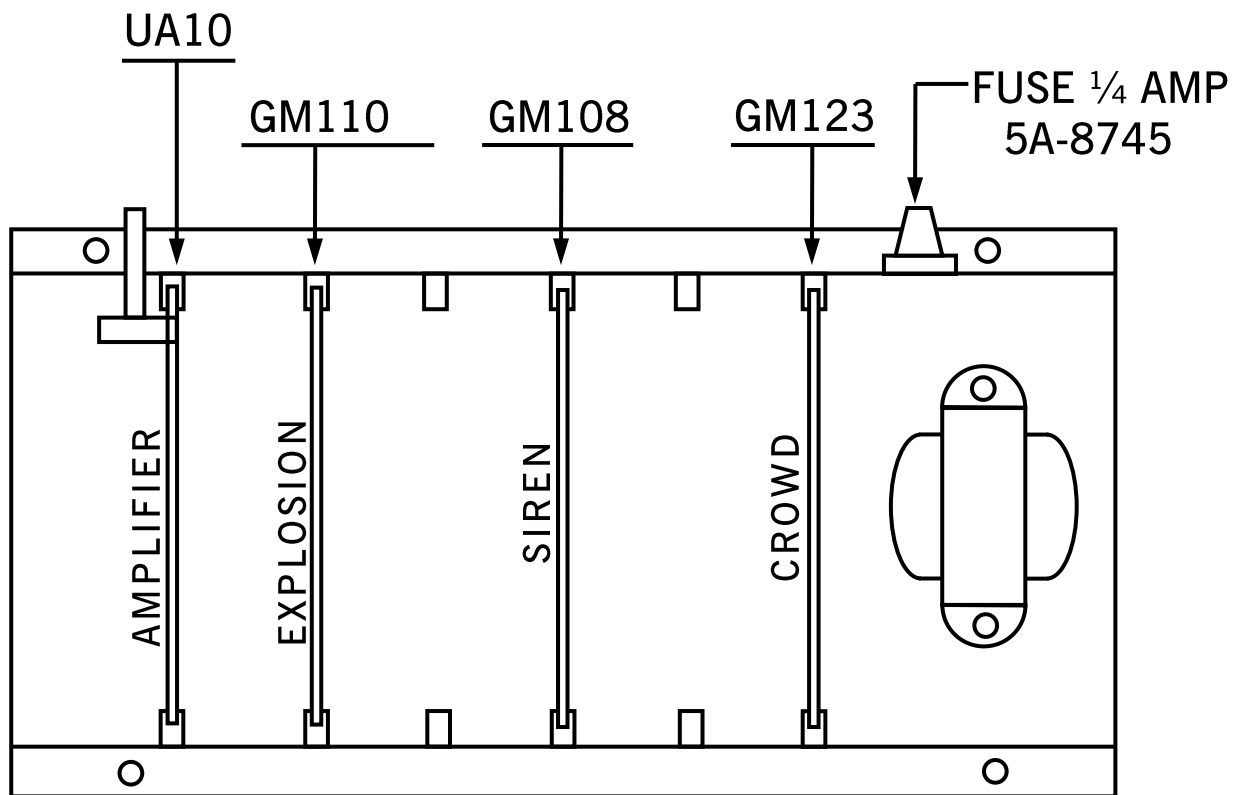
LOOSEN (2) WING NUTS, THEN TURN HOLDING BRACKET IN.



423-13

LINE DRIVE SOUND UNIT- 20A-9038

WE 1020



16C-423-5

Fonts used: Alternate Gothic No.2, Helvetica Inserat LT Std, HelveticaNeue, Helvetica LT Std, Futura Md BT, Century, Futura Hv BT, Helvetica 55 Roman, News Gothic Demi
Card sizes: score cards 95x54mm, score inserts 95x24mm, instruction cards 95x54mm, insert strips 95x17mm

Cards status:

All card, inserts and labels confirmed.

If you have any other information about these cards, please send a readable picture or scan to me.

Enjoy and have fun,

Peter

www.inkochnito.nl

If you like my work, please send me a donation via PayPal.